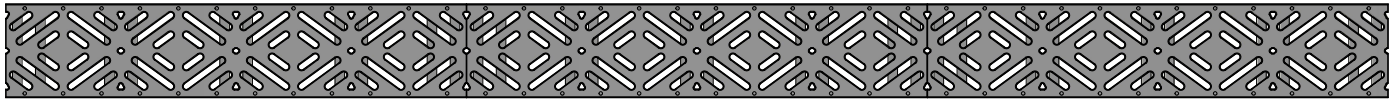
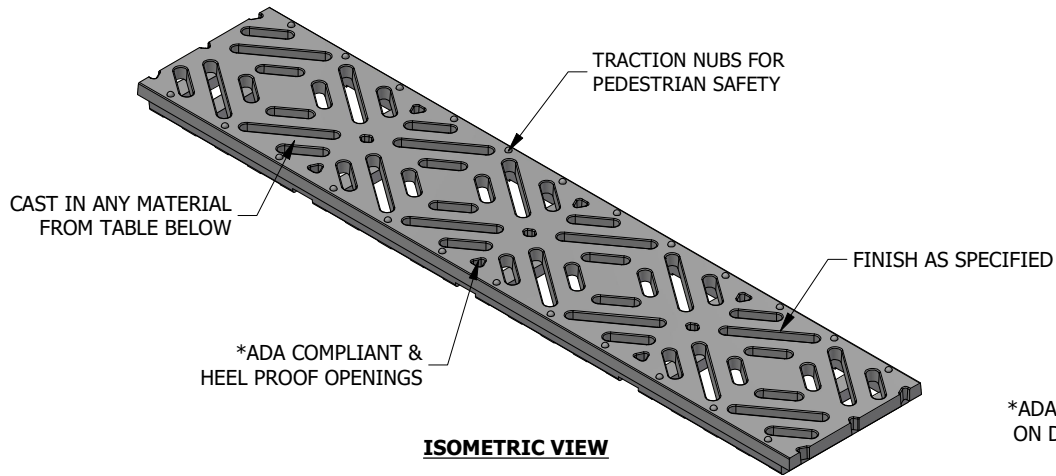


WINTER COLLECTION

R1

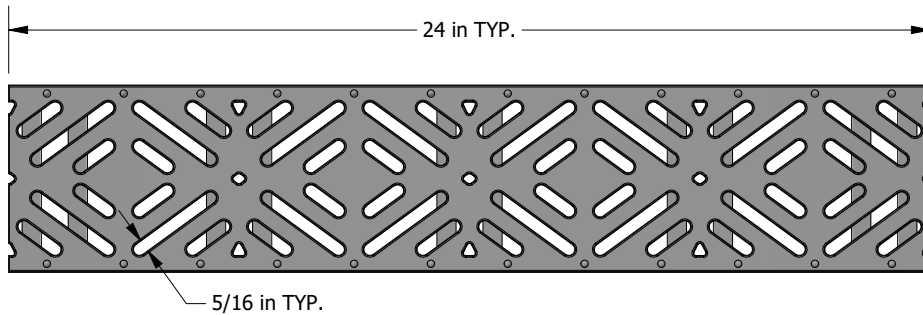


GRATE ARRAY (TOP VIEW)

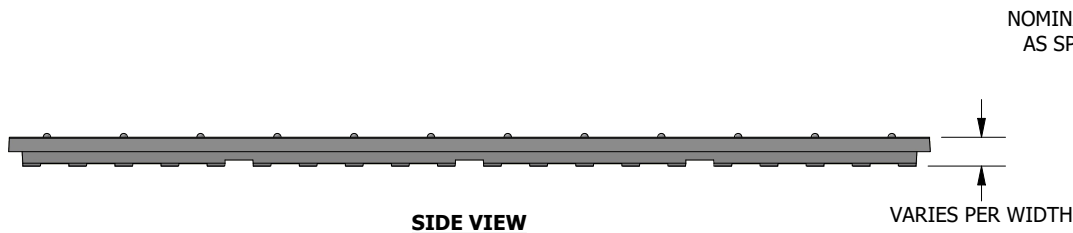


ISOMETRIC VIEW

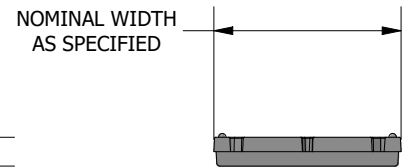
*ADA COMPLIANCE DEPENDS ON DIRECTION OF TRAVEL



TOP VIEW



SIDE VIEW



END VIEW

SELECT MATERIAL & FINISH

X	MATERIAL	UNCOATED (NATURAL FINISH)	BLACK POWDER COATED	GALVANIZED	POLISHED	BRUSHED	SANDBLASTED
	DUCTILE IRON				N/A	N/A	N/A
	STAINLESS		N/A	N/A			
	ALUMINUM		N/A	N/A			
	BRONZE		N/A	N/A			
	BRASS		N/A	N/A			

MATERIAL AS SPECIFIED

FINISH AS SPECIFIED

LOCKING CLIPLOCKS

LOAD RATING DIN CLASS C (OTHERS AVAILABLE PER REQUEST)

ADA / HEEL GUARD YES

STANDARD TOLERANCES

0 = +/-0.25

0.0 = +/-0.25

0.00 = +/- 0.13

DRAWN BY: LRC

OPEN AREA: VARIES PER SIZE

WEIGHT: VARIES PER SIZE

SELECT NOMINAL WIDTH

3 in

5 in

8 in

10 in

12 in

14 in

17 in

20 in

26 in



296 Industrial Blvd N.
Dallas, GA 30132
PH: 770-505-6575
www.trenchdrain.net