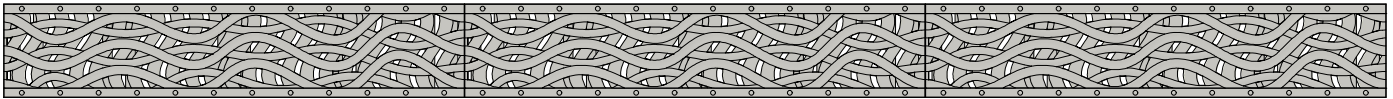
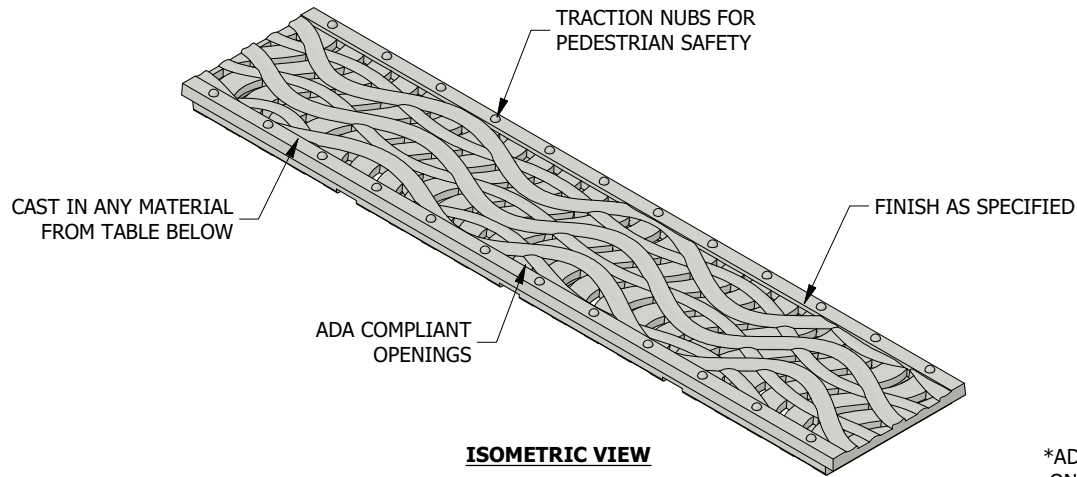


WHISPER COLLECTION

R1

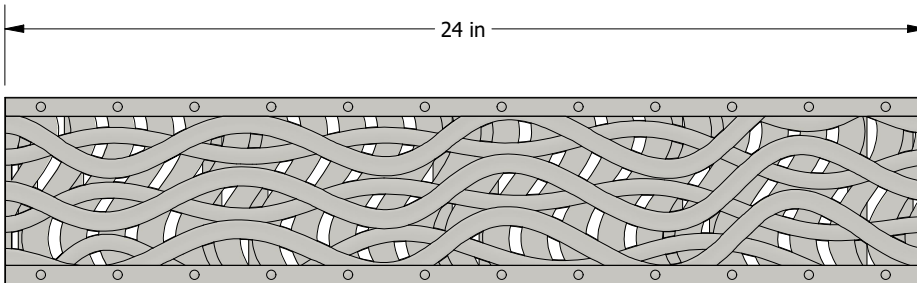


GRATE ARRAY (TOP VIEW)

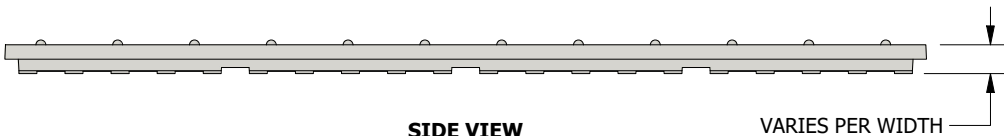


ISOMETRIC VIEW

*ADA COMPLIANCE DEPENDS ON DIRECTION OF TRAVEL



TOP VIEW



SIDE VIEW

VARIES PER WIDTH



END VIEW

SELECT MATERIAL & FINISH

X	MATERIAL	UNCOATED (NATURAL FINISH)	BLACK POWDER COATED	GALVANIZED	POLISHED	BRUSHED	SANDBLASTED
	DUCTILE IRON				N/A	N/A	N/A
	STAINLESS		N/A	N/A			
	ALUMINUM		N/A	N/A			
	BRONZE		N/A	N/A			
	BRASS		N/A	N/A			

SELECT NOMINAL WIDTH

	3 in
	5 in
	8 in
	10 in
	12 in
	14 in
	17 in
	20 in
	26 in

MATERIAL AS SPECIFIED

FINISH AS SPECIFIED

LOCKING CLIPLOCKS

LOAD RATING DIN CLASS C (OTHERS AVAILABLE PER REQUEST)

ADA / HEEL GUARD ADA COMPLIANT

STANDARD TOLERANCES

0 = +/-0.25

0.0 = +/-0.25

0.00 = +/- 0.13

DRAWN BY: LRC

OPEN AREA: VARIES PER SIZE

WEIGHT: VARIES PER SIZE



296 Industrial Blvd N.
Dallas, GA 30132
PH: 770-505-6575
www.trenchdrain.net