
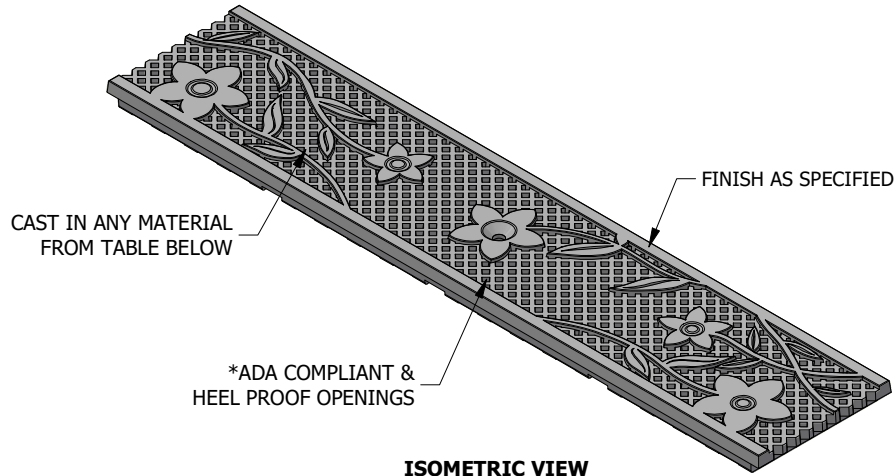


# JASMINE COLLECTION

R0

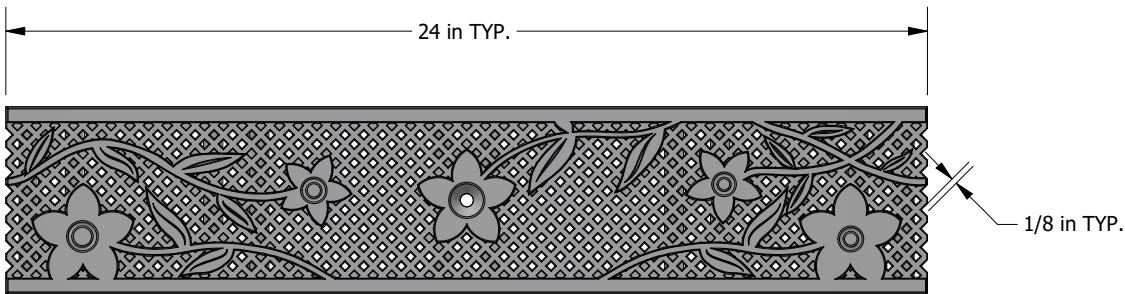


**GRATE ARRAY (TOP VIEW)**



**ISOMETRIC VIEW**

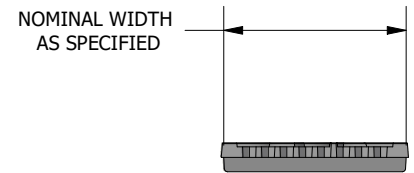
\*ADA COMPLIANCE DEPENDS ON DIRECTION OF TRAVEL



**TOP VIEW**



**SIDE VIEW**



**END VIEW**

## SELECT MATERIAL & FINISH

X	MATERIAL	UNCOATED (NATURAL FINISH)	BLACK POWDER COATED	GALVANIZED	POLISHED	BRUSHED	SANDBLASTED
	DUCTILE IRON				N/A	N/A	N/A
	STAINLESS		N/A	N/A			
	ALUMINUM		N/A	N/A			
	BRONZE		N/A	N/A			
	BRASS		N/A	N/A			

MATERIAL

AS SPECIFIED

FINISH

AS SPECIFIED

LOCKING

CLIPLOCKS

LOAD RATING

DIN CLASS C (OTHERS AVAILABLE PER REQUEST)

ADA / HEEL GUARD

YES

## STANDARD TOLERANCES

0 = +/-0.25

0.0 = +/-0.25

0.00 = +/- 0.13

DRAWN BY: LRC

OPEN AREA: VARIES PER SIZE

WEIGHT: VARIES PER SIZE

## SELECT NOMINAL WIDTH

3 in

5 in

8 in

10 in

12 in

14 in

17 in

20 in

26 in

**Dura Trench**  
manufactured by Eric's on

296 Industrial Blvd N.  
Dallas, GA 30132  
PH: 770-505-6575  
www.trenchdrain.net