



Dura Trench
manufactured by Eric'sons

**ARCHITECTURAL DRAINAGE
SOLUTIONS**



A LITTLE ABOUT US

Eric'sons designs, engineers, and manufactures a full and rich line of customizable & distinctive linear drainage products. All of the products are crafted to exacting standards to provide our clients with just the right look. Our knowledge and capabilities allow us to create unique solutions that blend with the surrounding materials to create works of art that are not lacking in function.




APPLICATIONS

Eric'sons Manufacturing offers complete lines of fully customizable products with Dura Trench & Dura Trench TrueRadius™ linear drainage systems.

Our mission is to provide the highest quality drains that complement and blend seamlessly into their environments.

We've collaborated with hundreds of architects and designers so that our trench and slot drain systems. With a careful eye, you'll find Dura Trench & Dura Trench TrueRadius in streetscapes, plazas, courtyards, upper level terraces, parks, schools, retail, fountains, and more!



TRENCH DRAINS




Trench drains can be a unique design element, adding beauty to a project while providing much needed drainage. Most drainage applications can be solved using one of the standard trench widths from 2" to 48" wide. Need a custom size? That's our specialty! All Dura Trench trench drains are fully customizable. Any slope, any width, any depth, any length! A broad selection of gratings are offered to meet a project's aesthetic and budget requirements, including custom designs.

Dura Trench
manufactured by Eric'sons

TRUERADIUS™ TRENCH DRAINS



Dura Trench TrueRadius™ was the first curved trench drain on the market and continues to remain the only fully customizable curved trench in the industry! Curved trench drains eliminate the need for They are easy to install and precisely fabricated on high precision CNC equipment to ensure just the right look. Complete the look with a



TRUERADIUS™ SLOTTED DRAINS

Simplicity can be beautiful! Dura-Trench radius slot drains follow the curves of architectural elements and look like simple lines in the paving. In fact, radius slot drains are often nearly invisible and difficult to spot.





SLOTTED DRAINS

Simple and elegant in design, the slotted drain can carry a lot of water with minimal visual impact. With options for slot width, perforated covers, various finishes, materials, and load ratings the slotted drain can be suitable for virtually any application.



PAVER SYSTEMS


All Dura-Trench systems can be outfitted with frames allow pavers or tiles to extend all the way to the drain for a clean look.





CUSTOM GRATING

Grating of all types, materials, finishes, and designs can be crafted. Grates can be designed with special patterns or a logo, various opening sizes and shapes, and any load rating or inflow requirement. Material options include cast iron, aluminum, stainless steel, brass, bronze, stone, steel, plastic, fiberglass, and virtually any other material you can dream. This flexibility ensures the fit and finish precisely meet the design requirements.



Dura Trench
manufactured by Eric'sons

WWW.DURATRENCH.COM

A SOLUTIONS COMPANY

No matter the problem, you can turn to Eric'sons to help with a solution. We manufacture customized solutions to problems every day. We turn your ideas into reality!

OFFSET SLOT DRAINS

Need a drain to tuck against a wall out of sight. We can provide many solutions that fit tightly against a building with openings starting at 1/4" wide. These drains are so inconspicuous that you have probably walked by them without ever noticing them.



NARROW DRAINS

Need a smaller than normal drain to match a paver width, follow a curve, or just disappear in the overall architecture...We can do that!



MATCHING BASINS

Let us match the trench drain grates to any nearby basins for a seamless design.



SHALLOW DRAINS

Need drainage that avoids underground utilities, works on elevated decks, or to meet with an existing outlet elevation? Whether it is across a sidewalk or on an elevated patio, a shallow drain is your solution.



CLAMPING COLLARS



Trench drains can be installed in elevated decks where membranes are required. Any of our trench systems can come equipped with a full length clamping collar or a clamping collar at the outlet for above membrane drains. This allows the membrane to weep into the trench drain for above grade waterproofing applications. The clamping collar can be situated at any elevation to accommodate different flooring material thicknesses.



Dura Trench
manufactured by Eric'sons

WWW.DURATRENCH.COM



WWW.DURATRENCH.COM

770-505-6575

INFO@ERIC-SONS.COM

