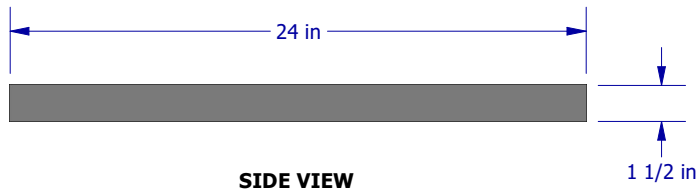
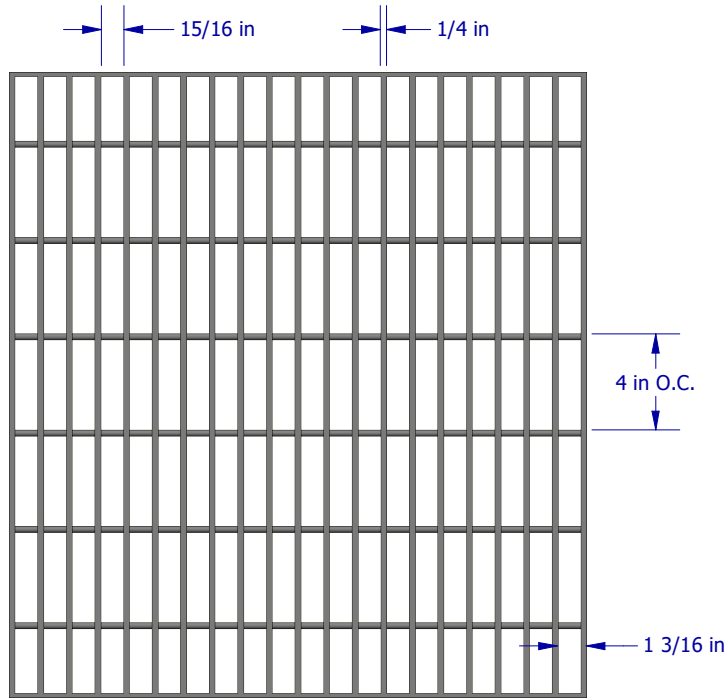


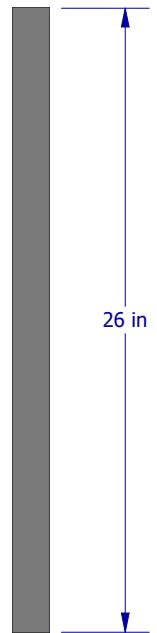
ISOMETRIC VIEW



SIDE VIEW



TOP VIEW



END VIEW

MATERIAL	Stainless Steel AISI 304	STANDARD TOLERANCES	
FINISH	Bead blasted	0 = +/-0.25	
LOCKING	Saddle Clip	0.0 = +/-0.25	OPEN AREA: 239.25 SQ IN / LF
LOAD RATING	DIN Class B, Exceeds H20	0.00 = +/- 0.13	WEIGHT: 63.8 lbmass
ADA / HEEL GUARD	ADA compliant NO / Heel compliant NO	DRAWN BY: Robert Finn	
		Dura Trench manufactured by Eric'sons	296 Industrial Blvd N. Dallas, GA 30132 PH: 770-505-6575 www.trenchdrain.net