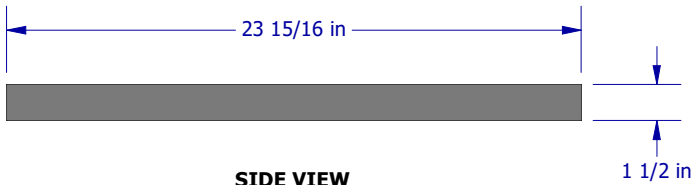
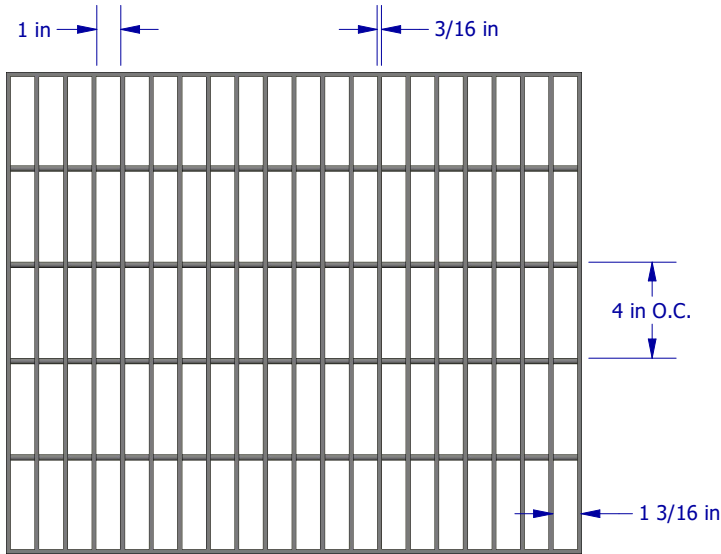


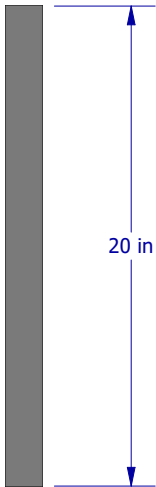
ISOMETRIC VIEW



SIDE VIEW



TOP VIEW



END VIEW

MATERIAL	Stainless Steel AISI 304	STANDARD TOLERANCES	OPEN AREA: 196.13 SQ IN / LF
FINISH	Bead blasted	0 = +/-0.25	
LOCKING	Saddle Clip	0.0 = +/-0.25	
LOAD RATING	DIN Class B , Exceeds H20	0.00 = +/- 0.13	WEIGHT: 38.5 lbmass
ADA / HEEL GUARD	ADA compliant NO / Heel compliant NO	<div><div><div></div><div>Dura Trench</div><div>manufactured by Eric's on</div></div><div>296 Industrial Blvd N. Dallas, GA 30132 PH: 770-505-6575 www.trenchdrain.net</div></div>	