
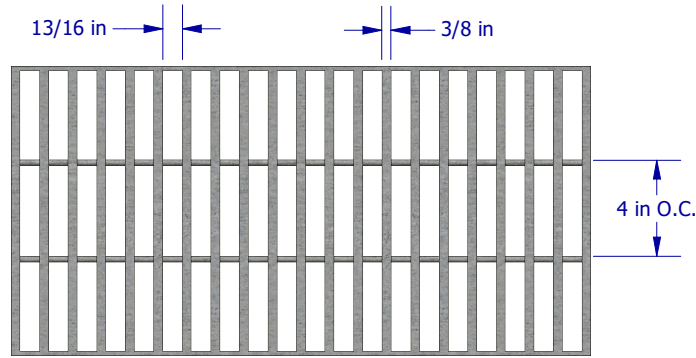


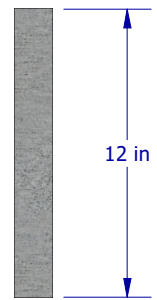
ISOMETRIC VIEW



SIDE VIEW



TOP VIEW



END VIEW

MATERIAL	Steel ASTM A36	STANDARD TOLERANCES 0 = +/-0.25 0.0 = +/-0.25 0.00 = +/- 0.13	OPEN AREA: 92.25 SQ IN / LF WEIGHT: 43.2 lbmass
FINISH	Hot dip galvanized per ASTM A123		
LOCKING	Saddle Clip	DRAWN BY: Robert Finn	
LOAD RATING	DIN Class E, Exceeds H20	 <small>manufactured by Eric's on</small>	296 Industrial Blvd N. Dallas, GA 30132 PH: 770-505-6575 www.trenchdrain.net
ADA / HEEL GUARD	ADA compliant NO / Heel compliant NO		